


BELA - BELA LOCAL MUNICIPALITY



2024/2025 FIRST QUARTER SERVICE DELIVERY AND BUDGET IMPLEMENTATION PLAN REPORT: PERFORMANCE REPORT

TABLE OF CONTENTS

1. ACRONYMS 2

2. INTRODUCTION **Error! Bookmark not defined.**

2.2 LEGISLATIVE IMPERATIVE..... **Error! Bookmark not defined.**

2.3 MONITORING OF THE IMPLEMENTATION OF THE SDBIP **Error! Bookmark not defined.**

3. CONCLUSION..... **Error! Bookmark not defined.**

APPENDIX A: BUDGET INFORMATION **Error! Bookmark not defined.**

APPENDIX B: KEY PERFORMANCE INDICATORS FOR THE FINANCIAL YEAR 2024/25 12

APPENDIX C: CAPITAL BUDGET ALLOCATIONS FOR THE FINANCIAL YEAR 2024/2025..... 30

APPENDIX D: PROJECT PERFORMANCE IMPLEMENTATION INDICATOR (PPII) 32

1. ACRONYMS

| | |
|----------|---|
| AFS | Annual Financial Statements |
| AG | Auditor General |
| BBLM | Bela-Bela Local Municipality |
| CoGHSTA | Department of Cooperative Governance, Human Settlements and Traditional Affairs |
| CoGTA | Department of Cooperative Governance and Traditional Affairs |
| DMRE | Department of Mineral Resources and Energy |
| DWS | Department of Water and Sanitation |
| EEDSM | Energy Efficiency Demand Side Management |
| FY | Financial Year |
| HIV/AIDS | Human Immunodeficiency Virus/ Acquired Immunodeficiency Syndrome |
| HRD | Human Resource Development |
| HRM | Human Resource Management |
| ICT | Information Communication Technology |
| IDP | Integrated Development Plan |
| INEP | Integrated National Electrification Program |
| IT | Information Technology |
| KPA | Key Performance Areas |
| KPI | Key Performance Indicators |
| LED | Local Economic Development |
| LFF | Local Labour Forum |
| LGSETA | Local Government Sector Education Training Authority |
| MFMA | Municipal Finance Management Act No 56 of 2003 |
| MIG | Municipal Infrastructure Grant |
| MOA | Memorandum of Agreement |
| MPAC | Municipal Public Account Committee |
| MSA | Municipal System Act No 32 of 2000 |

| | |
|--------|---|
| PAC | Performance and Audit Committee |
| PAIA | Promotion of Access of Information Act |
| PMS | Performance Management System |
| PPII | Project Performance Implementation Indicator |
| SDBIP | Service Delivery and Budget Implementation Plan |
| SDF | Spatial Development Framework |
| SPLUMA | Spatial Planning and Land Use Management Act No16 of 2013 |
| TB | Tuberculosis |
| WSIG | Water Services Infrastructure Grant |
| WSP | Workplace Skills Plan |

1. INTRODUCTION

Bela-Bela Local Municipality hereby submits the 2024/2025 First Quarter Organizational Service Delivery and Budget Implementation Plan (SDBIP) Performance Report to Council in terms of Section 52 (d) of the Municipal Finance Management Act (MFMA) No 56 of 2003. This report covers the performance information from 01 July 2024 to 30 September 2024. The report further focuses on the implementation of the 2024/2025 SDBIP in conjunction with the Approved 2024/2025 Annual Budget, in relation to the objectives as summarized in the Approved 2024/2025 Municipality's Integrated Development and Plan (IDP).

This Report reflects actual performance of the Municipality as measured against the performance indicators and targets in its 2024/2025 Integrated Development Plan (IDP), 2024/2025 Annual Budget and 2024/2025 Service Delivery and Budget Implementation Plan (SDBIP). Furthermore, the report depicts the performance of the Municipality as per the five (6) National Government's Strategic key Performance Areas for local government, which are (1) Basic Service Delivery; (2) Local Economic Development; (3) Municipal Institutional Transformation and Development; (4) Municipal Financial Viability and Management, (5) Good Governance and Public Participation, and (6) Spatial Rationale as added.

The format of the report will reflect the Municipality's Key Performance Indicators (KPI) per Municipal Key Performance Area (KPA). Each Key Municipal KPA have number of Municipal Programmes/Key Focus Areas (KFA's) which was deliberately designed by the Bela-Bela Local Municipality to focus its development initiatives in a more coherent and organized manner.

1.1 LEGISLATIVE IMPERATIVE

This 2024/2025 First Quarter Performance Report has been compiled in compliance with the requirements of Section 52 (d) of the Local Government: Municipal Finance Management Act No 56 of 2003, which stipulates as follows:

(a) -----

(b) -----

(c) *The Mayor must take all reasonable steps to ensure that the Municipality performance it is constitutional and statutory functions within the limits of the Municipality's approved budget*

(d) *must, within 30 days of the end of each quarter submit a report to Council on the implementation of the approved budget and the financial state of affairs of the Municipality.*

In addition, Regulation 7 (1) of the Local Government: Municipal Planning and Performance Management Regulations, 2001 states that "A Municipality's Performance Management System entails a framework that describes and represents how the municipality's cycle and processes of performance planning, monitoring, measurement, review, reporting and improvement will be conducted, organized and managed, including determining the roles of the different role players." It is therefore in this regard that the Municipality compiled the 2024/2025 First Quarter Organizational Service Delivery and Budget Implementation Plan Performance Report.

1.2 THE SERVICE DELIVERY AND BUDGET IMPLEMENTATION PLAN

The Organizational Performance is evaluated by means of a Municipal Scorecard (Top Layer SDBIP) at organizational level and through the Service Delivery, Budget, and Implementation Plan (SDBIP) at departmental levels.

The SDBIP is a plan that converts the IDP and Annual Budget into measurable operational targets on how, where and when the strategies, objectives and normal business process of the municipality is implemented. It also allocates responsibility to Departments and/or Divisions to deliver the services in terms of the IDP and Budget:

The MFMA Circular No.13 prescribes that:

- The IDP and budget must be aligned.
- The budget must address the strategic priorities.
- The SDBIP should indicate what the municipality is going to do during next 12 months; and
- The SDBIP should form the basis for measuring the performance against goals set during the Budget /IDP processes.

The SDBIP was prepared as described in the paragraphs below and approved by the Mayor. The overall assessment of actual performance against targets set for the Key Performance Indicators as documented in the SDBIP is illustrated in terms of the following assessment methodology as depicted in Table 1 below:

Table 1: Colour Legend

| Colour Legend | Category | Explanation |
|---------------|-----------------------------|--|
| | KPI Not Yet Measured | KPIs with no Targets or Actual results for the selected period |
| | KPI Withdrawn | KPI withdrawn for whatsoever reason |
| | KPI Not Met | Actual vs Target Less than 75% |
| | KPI Almost Achieved | Actual vs Target between 75% and 99% |
| | KPI Achieved | Actual vs Target 100% Achieved |
| | KPI Well Achieved | Actual vs Target More Than 100% and Less Than 149% Achieved |
| | KPI Extremely Well Achieved | Actual vs Target More Than 150% |

1.3 PLANNED TARGETS VERSUS THE 2024/2025 FIRST QUARTER ACTUAL PERFORMANCE AS ALIGNED TO THE NATIONAL KEY PERFORMANCE AREAS

This section of the 2024/2025 First Quarter Performance Report will report on the Municipality's actual performance against the planned targets as derived from the Municipality's IDP. Since the Municipality has aligned its KPAs to the Six (6) National KPA's the Bela-Bela Local Municipality will report as such.

1.4 EXPLANATION ON CALCULATING OF THE 2024/2025 FIRST QUARTER ACTUAL PERFORMANCES


The calculations were done in accordance with the following six (6) Departments within the Municipality, viz:

- a) Office of the Municipal Manager.
 - Internal Audit Unit.
 - Risk Management Unit and
 - Communications and Public Participation
- b) Budget and Treasury.
- c) Corporate Services.
- d) Social and Community Services.
- e) Planning and Economic Development; and
- f) Technical Services

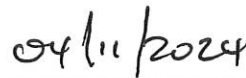
All the percentages under the column on 2024/2025 actual performance were added together per Department and divided by the number of indicators planned to be performed by that Department.

In instances where the 2024/2025 First Quarter Performance Target was any figure other than 100%, the figure indicated as achievement under the column for Actual Performance was then divided by that under the 2024/2025 First Quarter Target Column and multiplied by 100 to get the actual percentage achieved, which is indicated in a bracket in most instances.

The totals from all the Departments were then averaged to arrive at the Organizational Score.



.....
MR. TG RAMAGAGA
MUNICIPAL MANAGER

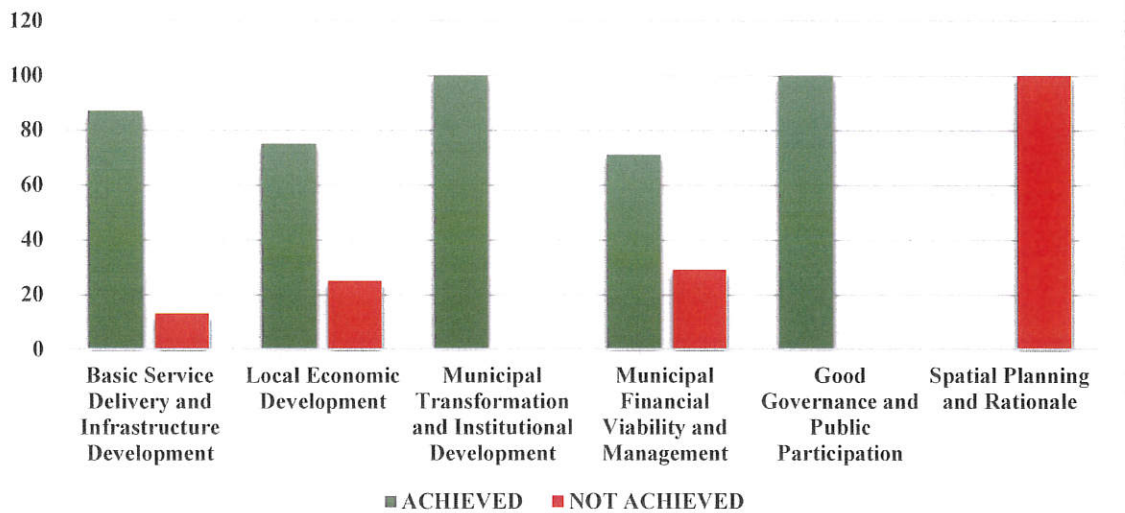


.....
DATE

1.5 SUMMARY OF PERFORMANCE INDICATORS PER KEY PERFORMANCE AREAS:

| No. | KEY PERFORMANCE AREA | TOTAL TARGETS | NOT APPLICABLE | ACHIEVED | NOT ACHIEVED | % ACHIEVED |
|---------------|--|---------------|----------------|-----------|--------------|------------|
| 1. | Basic Service Delivery and Infrastructure Development | 16 | 1 | 13 | 2 | 87% |
| 2. | Local Economic Development | 10 | 6 | 3 | 1 | 75% |
| 3. | Municipal Transformation and Institutional Development | 4 | 3 | 1 | - | 100 |
| 4. | Municipal Financial Viability and Management | 13 | 6 | 5 | 2 | 71% |
| 5. | Good Governance and Public Participation | 19 | 6 | 13 | - | 100% |
| 6. | Spatial Planning and Rationale | 6 | 5 | - | 1 | 0% |
| TOTALS | | 68 | 27 | 35 | 6 | 85% |

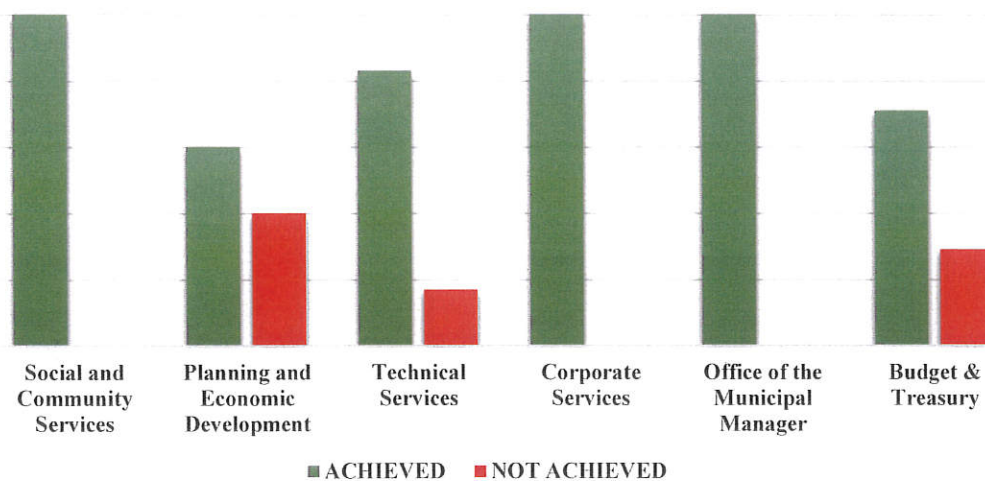
GRAPHICAL PRESENTATION PER KPA:



1.6 SUMMARY OF PERFORMANCE INDICATORS PER DEPARTMENT:

| No. | DEPARTMENT | TOTAL TARGETS | NOT APPLICABLE | ACHIEVED | NOT ACHIEVED | % ACHIEVED |
|---------------|-----------------------------------|---------------|----------------|-----------|--------------|------------|
| 1. | Social and Community Services | 3 | - | 3 | - | 100% |
| 2. | Planning and Economic Development | 16 | 11 | 3 | 2 | 60% |
| 3. | Technical Services | 13 | 1 | 10 | 2 | 83% |
| 4. | Corporate Services | 5 | 3 | 2 | - | 100% |
| 5. | Office of the Municipal Manager | 18 | 6 | 12 | - | 100% |
| 6. | Budget & Treasury | 13 | 6 | 5 | 2 | 71% |
| TOTALS | | 68 | 27 | 35 | 6 | 85% |

SUMMARY OF PERFORMANCE INDICATORS PER DEPARTMENT:



APPENDIX A: BUDGET INFORMATION

Table 1: LIM366 Bela-Bela - Table C4 Monthly Budget Statement - Financial Performance
(revenue and expenditure) – M03 September 2024

| Description | Ref | 2023/24 | Budget Year 2024/25 | | | | | | | |
|--|-----|-----------------|---------------------|-----------------|----------------|----------------|----------------|-----------------|----------------|--------------------|
| | | Audited Outcome | Original Budget | Adjusted Budget | Monthly actual | YearTD actual | YearTD budget | YTD variance | YTD variance % | Full Year Forecast |
| R thousands | | | | | | | | | | |
| Revenue | | | | | | | | | | |
| Exchange Revenue | | | | | | | | | | |
| Service charges - Electricity | | 148,369 | 160,362 | - | 13,535 | 37,932 | 40,090 | (2,158) | -5% | 160,362 |
| Service charges - Water | | 39,529 | 60,665 | - | 2,352 | 10,635 | 15,166 | (4,531) | -30% | 60,665 |
| Service charges - Waste Water Management | | 22,158 | 22,126 | - | 1,648 | 6,018 | 5,531 | 487 | 9% | 22,126 |
| Service charges - Waste management | | 10,596 | 10,376 | - | 815 | 2,843 | 2,594 | 249 | 10% | 10,376 |
| Sale of Goods and Rendering of Services | | 1,418 | 1,487 | - | 145 | 328 | 372 | (44) | -12% | 1,487 |
| Agency services | | 4,602 | 4,906 | - | 614 | 1,359 | 1,226 | 133 | 11% | 4,906 |
| Interest | | - | - | - | - | - | - | - | - | - |
| Interest earned from Receivables | | 12,652 | 11,119 | - | 1,192 | 3,431 | 2,780 | 651 | 23% | 11,119 |
| Interest from Current and Non Current Assets | | 2,752 | 2,350 | - | 290 | 993 | 587 | 406 | 69% | 2,350 |
| Dividends | | - | - | - | - | - | - | - | - | - |
| Rent on Land | | - | - | - | - | - | - | - | - | - |
| Rental from Fixed Assets | | 1,192 | 1,147 | - | 110 | 299 | 287 | 13 | 4% | 1,147 |
| Licence and permits | | - | - | - | - | - | - | - | - | - |
| Operational Revenue | | 8,035 | 2,110 | - | 6 | 40 | 527 | (488) | -92% | 2,110 |
| Non-Exchange Revenue | | | | | | | | | | |
| Property rates | | 95,606 | 121,077 | - | 7,931 | 26,096 | 30,269 | (4,173) | -14% | 121,077 |
| Surcharges and Taxes | | - | - | - | - | - | - | - | - | - |
| Fines, penalties and forfeits | | 29,109 | 33,610 | - | 11,968 | 11,978 | 8,402 | 3,576 | 43% | 33,610 |
| Licence and permits | | 2,200 | 2,070 | - | 165 | 604 | 518 | 87 | 17% | 2,070 |
| Transfers and subsidies - Operational | | 134,834 | 144,449 | - | 801 | 59,772 | 59,110 | 661 | 1% | 144,449 |
| Interest | | 13,330 | 16,613 | - | 1,194 | 3,764 | 4,153 | (390) | -9% | 16,613 |
| Fuel Levy | | - | - | - | - | - | - | - | - | - |
| Operational Revenue | | 3,578 | - | - | 330 | 902 | - | 902 | #DIV/0! | - |
| Gains on disposal of Assets | | 3,020 | - | - | - | - | - | - | - | - |
| Other Gains | | 6,804 | - | - | - | - | - | - | - | - |
| Discontinued Operations | | - | - | - | - | - | - | - | - | - |
| Total Revenue (excluding capital transfers and contributions) | | 539,784 | 594,467 | - | 43,096 | 166,995 | 171,615 | (4,620) | -3% | 594,467 |
| Expenditure By Type | | | | | | | | | | |
| Employee related costs | | 147,682 | 177,222 | - | 13,506 | 38,175 | 44,306 | (6,130) | -14% | 177,222 |
| Remuneration of councillors | | 8,810 | 9,236 | - | 714 | 2,133 | 2,309 | (176) | -8% | 9,236 |
| Bulk purchases - electricity | | 136,246 | 166,550 | - | 11,363 | 49,400 | 41,637 | 7,762 | 19% | 166,550 |
| Inventory consumed | | 25,178 | 29,814 | - | 2,420 | 5,361 | 7,454 | (2,092) | -28% | 29,814 |
| Debt impairment | | 76,669 | 14,686 | - | - | - | 3,671 | (3,671) | -100% | 14,686 |
| Depreciation and amortisation | | 47,409 | 39,862 | - | - | - | 9,965 | (9,965) | -100% | 39,862 |
| Interest | | 15,351 | 17,000 | - | - | - | 4,250 | (4,250) | -100% | 17,000 |
| Contracted services | | 47,369 | 56,493 | - | 2,804 | 10,966 | 14,123 | (3,158) | -22% | 56,493 |
| Transfers and subsidies | | - | - | - | - | - | - | - | - | - |
| Irrecoverable debts written off | | - | - | - | - | - | - | - | - | - |
| Operational costs | | 41,667 | 58,593 | - | 4,576 | 13,430 | 14,648 | (1,219) | -8% | 58,593 |
| Losses on Disposal of Assets | | 99 | - | - | - | - | - | - | - | - |
| Other Losses | | - | 2,000 | - | - | - | 500 | (500) | -100% | 2,000 |
| Total Expenditure | | 546,481 | 571,456 | - | 35,384 | 119,465 | 142,864 | (23,399) | -16% | 571,456 |
| Surplus/(Deficit) | | (6,697) | 23,011 | - | 7,712 | 47,531 | 28,751 | 18,780 | 65% | 23,011 |
| Transfers and subsidies - capital (monetary allocations) | | 89,986 | 93,465 | - | 9,181 | 17,969 | 23,366 | (5,397) | -23% | 93,465 |
| Transfers and subsidies - capital (in-kind) | | 16,744 | - | - | - | - | - | - | - | - |
| Surplus/(Deficit) after capital transfers & contributions | | 100,033 | 116,476 | - | 16,894 | 65,500 | 52,117 | | | 116,476 |
| Income Tax | | - | - | - | - | - | - | - | - | - |
| Surplus/(Deficit) after income tax | | 100,033 | 116,476 | - | 16,894 | 65,500 | 52,117 | | | 116,476 |
| Share of Surplus/Deficit attributable to Joint Venture | | - | - | - | - | - | - | - | - | - |
| Share of Surplus/Deficit attributable to Minorities | | - | - | - | - | - | - | - | - | - |
| Surplus/(Deficit) attributable to municipality | | 100,033 | 116,476 | - | 16,894 | 65,500 | 52,117 | | | 116,476 |
| Share of Surplus/Deficit attributable to Associate | | - | - | - | - | - | - | - | - | - |
| Intercompany/Parent subsidiary transactions | | - | - | - | - | - | - | - | - | - |
| Surplus/ (Deficit) for the year | | 100,033 | 116,476 | - | 16,894 | 65,500 | 52,117 | | | 116,476 |

Table:2 LIM366 Bela-Bela - Table C5 Monthly Budget Statement - Capital Expenditure (municipal vote, functional classification, and funding) – M03 September 2024 (Table 2 below)

| Vote Description | Ref | 2023/24 | | Budget Year 2024/25 | | | | | | |
|--|-----|----------------|---------------|---------------------|----------------|---------------|---------------|----------------|-------------|---------------|
| | | Audited | Original | Adjusted | Monthly actual | YearTD actual | YearTD budget | YTD | YTD % | Full Year |
| R thousands | | | | | | | | | | |
| Multi-Year expenditure appropriation | 2 | | | | | | | | | |
| Vote 1 - Chief Financial Officer | | - | - | - | - | - | - | - | - | - |
| Vote 2 - Corporate Services | | - | - | - | - | - | - | - | - | - |
| Vote 3 - Mayor | | - | - | - | - | - | - | - | - | - |
| Vote 4 - Municipal Manager | | - | - | - | - | - | - | - | - | - |
| Vote 5 - Internal Audit | | - | - | - | - | - | - | - | - | - |
| Vote 6 - Planning and Economic Development | | - | - | - | - | - | - | - | - | - |
| Vote 7 - Social and Community Services | | - | - | - | - | - | - | - | - | - |
| Vote 8 - Speaker | | - | - | - | - | - | - | - | - | - |
| Vote 9 - Technical Services | | - | - | - | - | - | - | - | - | - |
| Vote 10 - Technical Services | | - | - | - | - | - | - | - | - | - |
| Vote 11 - | | - | - | - | - | - | - | - | - | - |
| Vote 12 - | | - | - | - | - | - | - | - | - | - |
| Vote 13 - | | - | - | - | - | - | - | - | - | - |
| Vote 14 - | | - | - | - | - | - | - | - | - | - |
| Vote 15 - | | - | - | - | - | - | - | - | - | - |
| Total Capital Multi-year expenditure | 4,7 | - | - | - | - | - | - | - | - | - |
| Single Year expenditure appropriation | 2 | | | | | | | | | |
| Vote 1 - Chief Financial Officer | | 7,560 | 520 | - | - | - | 130 | (130) | -100% | 520 |
| Vote 2 - Corporate Services | | 1,240 | 2,455 | - | - | - | 614 | (614) | -100% | 2,455 |
| Vote 3 - Mayor | | - | - | - | - | - | - | - | - | - |
| Vote 4 - Municipal Manager | | - | 525 | - | - | - | 131 | (131) | -100% | 525 |
| Vote 5 - Internal Audit | | - | - | - | - | - | - | - | - | - |
| Vote 6 - Planning and Economic Development | | - | 1,000 | - | - | - | 250 | (250) | -100% | 1,000 |
| Vote 7 - Social and Community Services | | 14,762 | 16,115 | - | 1,103 | 4,430 | 4,029 | 402 | 10% | 16,115 |
| Vote 8 - Speaker | | - | - | - | - | - | - | - | - | - |
| Vote 9 - Technical Services | | 88,874 | 76,669 | - | 5,324 | 11,081 | 19,167 | (8,086) | -42% | 76,669 |
| Vote 10 - Technical Services | | - | - | - | - | - | - | - | - | - |
| Vote 11 - | | - | - | - | - | - | - | - | - | - |
| Vote 12 - | | - | - | - | - | - | - | - | - | - |
| Vote 13 - | | - | - | - | - | - | - | - | - | - |
| Vote 14 - | | - | - | - | - | - | - | - | - | - |
| Vote 15 - | | - | - | - | - | - | - | - | - | - |
| Total Capital single-year expenditure | 4 | 112,437 | 97,284 | - | 6,427 | 15,512 | 24,321 | (8,809) | -36% | 97,284 |
| Total Capital Expenditure | | 112,437 | 97,284 | - | 6,427 | 15,512 | 24,321 | (8,809) | -36% | 97,284 |
| Capital Expenditure - Functional Classification | | | | | | | | | | |
| Governance and administration | | 8,800 | 3,500 | - | - | - | 875 | (875) | -100% | 3,500 |
| Executive and council | | - | - | - | - | - | - | - | - | - |
| Finance and administration | | 8,800 | 3,500 | - | - | - | 875 | (875) | -100% | 3,500 |
| Internal audit | | - | - | - | - | - | - | - | - | - |
| Community and public safety | | 3,933 | 3,064 | - | 435 | 2,179 | 766 | 1,413 | 185% | 3,064 |
| Community and social services | | 41 | 685 | - | - | - | 171 | (171) | -100% | 685 |
| Sport and recreation | | 3,892 | 2,219 | - | 435 | 2,179 | 555 | 1,625 | 293% | 2,219 |
| Public safety | | - | 160 | - | - | - | 40 | (40) | -100% | 160 |
| Housing | | - | - | - | - | - | - | - | - | - |
| Health | | - | - | - | - | - | - | - | - | - |
| Economic and environmental services | | 24,896 | 10,374 | - | 526 | 1,597 | 2,593 | (997) | -38% | 10,374 |
| Planning and development | | - | 1,000 | - | - | - | 250 | (250) | -100% | 1,000 |
| Road transport | | 24,896 | 9,374 | - | 526 | 1,597 | 2,343 | (747) | -32% | 9,374 |
| Environmental protection | | - | - | - | - | - | - | - | - | - |
| Trading services | | 74,807 | 80,347 | - | 5,466 | 11,735 | 20,087 | (8,351) | -42% | 80,347 |
| Energy sources | | 8,631 | 25,665 | - | - | 1,443 | 6,416 | (4,973) | -78% | 25,665 |
| Water management | | 5,255 | 11,435 | - | - | 1,382 | 2,859 | (1,477) | -52% | 11,435 |
| Waste water management | | 50,093 | 30,195 | - | 4,798 | 6,659 | 7,549 | (890) | -12% | 30,195 |
| Waste management | | 10,829 | 13,051 | - | 668 | 2,251 | 3,263 | (1,012) | -31% | 13,051 |
| Other | | - | - | - | - | - | - | - | - | - |
| Total Capital Expenditure - Functional Classification | 3 | 112,437 | 97,284 | - | 6,427 | 15,512 | 24,321 | (8,809) | -36% | 97,284 |
| Funded by: | | | | | | | | | | |
| National Government | | 79,379 | 81,274 | - | 6,427 | 15,512 | 20,319 | (4,807) | -24% | 81,274 |
| Provincial Government | | - | - | - | - | - | - | - | - | - |
| District Municipality | | - | - | - | - | - | - | - | - | - |
| Transfers and subsidies - capital (monetary allocations) (Nat / Prov Departm Agencies, | | 16,744 | - | - | - | - | - | - | - | - |
| Transfers recognised - capital | | 96,123 | 81,274 | - | 6,427 | 15,512 | 20,319 | (4,807) | -24% | 81,274 |
| Borrowing | 6 | - | - | - | - | - | - | - | - | - |
| Internally generated funds | | 16,314 | 16,010 | - | - | - | 4,003 | (4,003) | -100% | 16,010 |
| Total Capital Funding | | 112,437 | 97,284 | - | 6,427 | 15,512 | 24,321 | (8,809) | -36% | 97,284 |

Table:3 Actual Capital Expenditure per vote and funding source

| Municipal Infrastructure Grant (MIG) | | | | | | | | |
|---|------------|---------|------------------------|-----------------------|-----------------------|------------|-------------------|------------------------|
| Project Name | Department | Funding | Original Budget | Monthly Expenditure | Expenditure-to-date | % Spent | Physical Progress | Unspent budget |
| Upgrading of the Bela Bela Municipal landfill site Phase 1 (Ward 2) | SOCOM | MIG | R 14 319 139.90 | R 853 616.84 | R2 674 051.30 | 19% | 19% | R 11 645 088.60 |
| Development of sports facilities in Masakhane (Ward 9) | SOCOM | MIG | R 2 551 588.95 | R 545 570.36 | R2 551 578.18 | 100% | 100% | R 10.77 |
| Construction of Road Paving and Bulk stormwater in Bela Bela X8 - Phase 4 | Technical | MIG | R 3 415 794.40 | R 431 090.28 | R 901 141.78 | 26% | 26% | R 2 514 652.62 |
| Construction of Road Paving and Stormwater in Bela Bela X5 - Phase 1 | Technical | MIG | R 4 777 685.35 | R 174 018.86 | R 935 138.02 | 20% | 20% | R 3 842 547.33 |
| Construction of Road Paving and Stormwater in Rapotokwane -Phase 1 | Technical | MIG | R 2 586 192.45 | R - | R - | 0% | 0% | R 2 586 192.45 |
| Develop New Cemetry - Pienaarsrivier | SOCOM | MIG | R 500 000.45 | R - | R - | 0% | 0% | R 500 000.45 |
| Total | | | R 28 150 401.50 | R 2 004 296.34 | R 7 061 909.29 | 25% | 25% | R 21 088 492.21 |

| Water Service Infrastructure Grant (WSIG) | | | | | | | | |
|---|------------|---------|------------------------|-----------------------|-----------------------|------------|-------------------|------------------------|
| Project Name | Department | Funding | Original Budget | Monthly Expenditure | Expenditure-to-date | % Spent | Physical Progress | Unspent budget |
| Upgrading of the Leseding Sewer Pump Station (Ward 6) | Technical | WSIG | R 8 992 582.55 | -R 0.00 | R 1 249 052.88 | 14% | 14% | R 7 743 529.67 |
| Upgrading of the Sewer Rising Main from the Leseding Pump Station to the WWTW (Ward 2&6) | Technical | WSIG | R 14 926 628.55 | R 3 149 532.60 | R 4 040 925.27 | 27% | 27% | R 10 885 703.28 |
| Upgrading of the Settlers Sewer Pump Station (Ward 2) | Technical | WSIG | R 9 999 999.80 | R 2 368 143.89 | R 2 368 143.89 | 24% | 24% | R 7 631 855.91 |
| Upgrading of the Bela-Bela Water Treatment Works (Ward 1) | Technical | WSIG | R 3 000 000.40 | R - | R - | 0% | 0% | R 3 000 000.40 |
| Water Supply Source Augmentation and the construction of the water reticulation network in Tsakane (Ward 7) | Technical | WSIG | R 2 499 999.95 | R 0.00 | R 1 314 887.59 | 53% | 53% | R 1 185 112.36 |
| Construction of Water Booster Pump Station in Ext 8_9 and 25 (Ward 2 & 4) | Technical | WSIG | R 5 580 789.00 | R 0.00 | R 274 759.90 | 5% | 5% | R 5 306 029.10 |
| | | | R 45 000 000.25 | R 5 517 676.50 | R 9 247 769.53 | 21% | 21% | R 35 752 230.72 |

| Integrated National Electrification Programme (INEP) | | | | | | | | |
|---|------------|---------|-----------------|---------------------|---------------------|---------|-------------------|-----------------|
| Project Name | Department | Funding | Original Budget | Monthly Expenditure | Expenditure-to-date | % Spent | Physical Progress | Unspent budget |
| Construction of the Bela-Bela 132/11kVA 2 X 20MVA Sub-Station | Technical | INEP | R 20 314 999.55 | R - | R 1 659 350.59 | 8% | 8% | R 18 655 648.96 |

APPENDIX B: KEY PERFORMANCE INDICATORS FOR THE FINANCIAL YEAR 2024/25

| Key Performance Area | Strategic Objectives | Project/ Programme | Key Performance Indicator (KPI) | Unit of measure (UoM) | KPI Code | Baseline 2023/2024 | Annual Targets 2024/2025 | 2024/2025 QUARTERLY PERFORMANCE TARGETS | | | | Evidence Required | Department | |
|---|---|--|--|-----------------------|----------|---|--|---|---|-----------------------------|--------------------|-------------------|--|--------------------|
| | | | | | | | | 1st Quarter Targets | Actual Performance by 31 st September 2024 | Reason for variation if any | Corrective actions | | | Budget Source |
| BASIC SERVICE DELIVERY | | | | | | | | | | | | | | |
| PRIORITY AREA: SANITATION SERVICES | | | | | | | | | | | | | | |
| Basic Service Delivery and Infrastructure Development | To improve infrastructure services management | Upgrading of the Leseding Sewer Pump Station (Ward 6) | Percentage of the work completed as measured according to the PPII (Appendix D) for the Upgrading of the Leseding Sewer Pump Station (Ward 6) by 30 June 2025. | % | KPI 1 | Construction work for the Upgrading of the Leseding Sewer Pump Station (Ward 6) project commenced in the previous 2023/24 financial year, with a projected target of 71% as per the PPII (Appendix D) by financial year end. However, it will not be possible to achieve the target considering the progress of the works. The project has a multi-year budget. | 100% of the work completed as measured according to the PPII (Appendix D) for the Upgrading of the Leseding Sewer Pump Station (Ward 6) by 30 June 2025. | 71% (Construction Stage at 51 - 60%) | ACHIEVED 71% (Construction Stage at 51 - 60%) | None | None | WWSIG | Construction Quarterly progress report | Technical Services |
| Basic Service Delivery and Infrastructure Development | To improve infrastructure services management | Upgrading of the Sewer Rising Main from the Leseding Pump Station to the WWTW (Ward 2 & 6) | Percentage of the work completed as measured according to the PPII (Appendix D) for the Upgrading of the | % | KPI 2 | The Bid for the appointment of the Contractor for the upgrading of the Sewer Rising Main | 100% of the work completed as measured according to the PPII (Appendix D) for the upgrading of the Sewer | 43% (Appointment of the Contractor) | ACHIEVED 43% (Appointment of the Contractor) | None | None | WWSIG | Contractor's appointment letter | Technical Services |

| Key Performance Area | Strategic Objectives | Project/ Programme | Key Performance Indicator (KPI) | Unit of measure (UoM) | KPI Code | Baseline 2023/2024 | Annual Targets 2024/2025 | 2024/2025 QUARTERLY PERFORMANCE TARGETS | | | | Evidence Required | Department | |
|---|---|---|--|-----------------------|----------|---|---|---|---|-----------------------------|--------------------|---------------------------------|--------------------|---------------|
| | | | | | | | | 1st Quarter Targets | Actual Performance by 31 st September 2024 | Reason for variation if any | Corrective actions | | | Budget Source |
| | | | | | | | | | | | | | | |
| Basic Service Delivery and Infrastructure Development | To improve infrastructure services management | Upgrading of the Settlers Sewer Pump Station (Ward 2) | Percentage of the work completed as measured according to the PPII (Appendix D) for the Upgrading of the Settlers Sewer Pump Station (Ward 2) by 30 June 2025. | % | KPI 3 | from Leseding Pump Station (Ward 2&6) project was advertised in the previous 2023/24 financial year. The project has a multi-year budget. | Rising Main from the Leseding Pump Station to the WWTW (Ward 2 & 6) by 30 June 2025. | 43% (Appointment of the Contractor) | None | None | WSIG | Contractor's appointment letter | Technical Services | |
| PRIORITY AREA: WATER SERVICES | | | | | | | | | | | | | | |
| Basic Service Delivery and Infrastructure Development | To improve infrastructure services management | Upgrading of the Bela-Bela Water Treatment Works (Ward 1) | Percentage of the work completed as measured according to the PPII (Appendix D) for the Upgrading of the Bela-Bela Water Treatment Works (Ward 1) by 30 June 2025. | % | KPI 4 | The Bela-Bela Water Treatment Works requires an upgrade to increase its capacity. The Consulting Engineers are already appointed. | 29% of the work completed as measured according to the PPII (Appendix D) for the Upgrading of the Bela-Bela Water Treatment Works (Ward 1) by 30 June 2025. | 10% (Scoping Report completed and approved) | None | None | WSIG | Approved Scoping Report | Technical Services | |

| Key Performance Area | Strategic Objectives | Project/ Programme | Key Performance Indicator (KPI) | Unit of measure (UoM) | KPI Code | Baseline 2023/2024 | Annual Targets 2024/2025 | 2024/2025 QUARTERLY PERFORMANCE TARGETS | | | | Evidence Required | Department | |
|---|---|--|---|-----------------------|----------|---|--|---|---|--|--|-------------------|-------------------------|--------------------|
| | | | | | | | | 1st Quarter Targets | Actual Performance by 31 st September 2024 | Reason for variation if any | Corrective actions | | | Budget Source |
| Basic Service Delivery and Infrastructure Development | To improve infrastructure services management | Augmentation of the water supply source and the construction of the water reticulation network in Tsakane (Ward 7) | Percentage of the work completed as measured according to the PPII (Appendix D) for the Augmentation of the water supply source and the construction of the water reticulation network in Tsakane (Ward 7) by 30 June 2025. | % | KPI 5 | The Tsakane Settlement has water shortages. The Consulting Engineers are already appointed. | 29% of the work completed as measured according to the PPII (Appendix D) for the Augmentation of the water supply source and the construction of the water reticulation network in Tsakane (Ward 7) by 30 June 2025. | 10% (Scoping Report completed and approved) | ACHIEVED 19% (Detailed Design Report and Drawings approved) | None | None | WSIG | Approved Scoping Report | Technical Services |
| Basic Service Delivery and Infrastructure Development | To improve infrastructure services management | Construction of Water Booster Pump Station and Upgrading of a Steel Elevated tank in Ext 8 (Ward 4) | Percentage of the work completed as measured according to the PPII (Appendix D) for the Construction of a Steel Water Booster Pump Station and Upgrading of a Steel Elevated tank in Ext 8 (Ward 4) by 30 June 2025. | % | KPI 6 | The Designs for the Construction of Water Booster Pump Station and Upgrading of a Steel Elevated tank in Ext 8 (Ward 4) project were completed in the previous 2023/24 financial year. The project has a multi-year budget. | 71% of the work completed as measured according to the PPII (Appendix D) for the Construction of a Steel Water Booster Pump Station and Upgrading of a Steel Elevated tank in Ext 8 (Ward 4) by 30 June 2025. | 29% (Tender Advertised) | NOT ACHIEVED 14% (Preliminary Designs completed and approved) | Delays due to poor performance by the consultant | Issued a letter of Non-performance placing the consultant on terms to improve performance. | WSIG | Tender advertisement | Technical Services |
| PRIORITY AREA: ROADS AND STORM WATER | | | | | | | | | | | | | | |
| Basic Service Delivery and Infrastructure Development | To improve infrastructure services management | Construction of Road Paving and Bulk stormwater in Bela-Bela X8 - Phase 4 (Ward 4) | Percentage of the work completed as measured according to the PPII (Appendix D) for the | % | KPI 7 | The Designs for the Construction of Road Paving and Bulk stormwater in | 62% of the work completed as measured according to the PPII (Appendix D) for the | 29% (Tender Advertised) | NOT ACHIEVED 19% (Detailed Design Report and Drawings approved) | Project is delayed due to multiple refer backs to the consultant to incorporate comments and inputs from | Project will be advertised in Quarter 2 | MIG | Tender advertisement | Technical Services |

| Key Performance Area | Strategic Objectives | Project/ Programme | Key Performance Indicator (KPI) | Unit of measure (UoM) | KPI Code | Baseline 2023/2024 | Annual Targets 2024/2025 | 2024/2025 QUARTERLY PERFORMANCE TARGETS | | | | | Evidence Required | Department |
|---|---|---|--|-----------------------|----------|---|---|--|---|-----------------------------|--|---------------|---|--------------------|
| | | | | | | | | 1st Quarter Targets | Actual Performance by 31 st September 2024 | Reason for variation if any | Corrective actions | Budget Source | | |
| | | | | | | | | | | | | | | |
| | | | Construction of Road Paving and bulk Stormwater in Bela-Bela X8 - Phase 4 (Ward 4) by 30 June 2025. | | | Bela-Bela X8 - Phase 4 (Ward 4) project was completed in the previous 2023/24 financial year. The project has a multi-year budget. | Construction of Road Paving and Bulk stormwater in Bela-Bela X8 - Phase 4 (Ward 4) by 30 June 2025. | | | | various project stakeholders prior the approval of the Detailed Design Report. | | | |
| Basic Service Delivery and Infrastructure Development | To improve infrastructure services management | Construction of Road Paving and Stormwater in Bela-Bela X5 - Phase 1 (Ward 3) | Percentage of the work completed as measured according to the PPII (Appendix D) for the Construction of Road Paving and Stormwater in Bela-Bela X5 - Phase 1 (Ward 3) by 30 June 2025. | % | KPI 8 | The Designs for the Construction of Road Paving and Stormwater in Bela-Bela X5 - Phase 1 (Ward 3) project were completed in the previous 2023/24 financial year. The project has a multi-year budget. | 62% of the work completed as measured according to the PPII (Appendix D) for the Construction of Road Paving and Stormwater in Bela-Bela X5 - Phase 1 (Ward 3) by 30 June 2025. | 29% (Tender Advertised) | ACHIEVED 29% (Tender Advertised) | None | None | MIG | Tender advertisement | Technical Services |
| Basic Service Delivery and Infrastructure Development | To improve infrastructure services management | Construction of Road Paving and Stormwater in Rapotokwane -Phase 1 (Ward 8) | Percentage of the work completed as measured according to the PPII (Appendix D) for the Construction of Road Paving and Stormwater in Rapotokwane -Phase 1 (Ward 8) by 30 June 2025. | % | KPI 9 | The Designs for the Construction of Road Paving and Stormwater in Rapotokwane -Phase 1 (Ward 8) project were completed in the previous 2023/24 financial year. | 57% of the work completed as measured according to the PPII (Appendix D) for the Construction of Road Paving and Stormwater in Rapotokwane - Phase 1 (Ward 8) by 30 June 2025. | 19% (Detailed Design Report and Drawings approved) | ACHIEVED 19% (Detailed Design Report and Drawings approved) | None | None | MIG | Detailed Design Report and approval letter. | Technical Services |

| Key Performance Area | Strategic Objectives | Project/ Programme | Key Performance Indicator (KPI) | Unit of measure (UoM) | KPI Code | Baseline 2023/2024 | Annual Targets 2024/2025 | 2024/2025 QUARTERLY PERFORMANCE TARGETS | | | | Evidence Required | Department | | |
|---|---|--|---|-----------------------|----------|--|--|---|---|-----------------------------|--------------------|-------------------|------------|----------------------|--------------------|
| | | | | | | | | 1st Quarter Targets | Actual Performance by 31 st September 2024 | Reason for variation if any | Corrective actions | | | Budget Source | |
| | | | | | | | | | | | | | | | |
| | | | | | | The project has a multi-year budget. | 8) by 30 June 2025. | | | | | | | | |
| PRIORITY AREA: ELECTRICITY | | | | | | | | | | | | | | | |
| Basic Service Delivery and Infrastructure Development | To improve infrastructure services management | Construction of the Bela-Bela 132/11kVA 2 X 20MVA Sub-Station (Ward 2) | Percentage of the work completed as measured according to the PPII (Appendix D) for the Construction of the Bela-Bela 132/11kVA 2 X 20MVA Sub-Station (Ward 2) by 30 June 2025. | % | KPI 10 | The Substation project is incomplete from the 2019/20 financial year, and subsequently both contracts of the Consultant and Contractor have been terminated. A new Service Provider has been appointed to complete a Technical Assessment, a new Business Plan to request INEP funding and other activities to ensure full completion of the project. The project has now been allocated INEP funding. | 62% of the work completed as measured according to the PPII (Appendix D) for the Construction of the Bela-Bela 132/11kVA 2 X 20MVA Sub-Station (Ward 2) by 30 June 2025. | 29% (Tender Advertised) | ACHIEVED 29% (Tender Advertised) | None | None | None | INEP | Tender advertisement | Technical Services |

| Key Performance Area | Strategic Objectives | Project/ Programme | Key Performance Indicator (KPI) | Unit of measure (UoM) | KPI Code | Baseline 2023/2024 | Annual Targets 2024/2025 | 2024/2025 QUARTERLY PERFORMANCE TARGETS | | | | Evidence Required | Department | |
|---|---|--------------------------------|--|-----------------------|----------|--|--|--|--|-----------------------------|--------------------|-------------------|--------------------------------|-------------------------------|
| | | | | | | | | 1st Quarter Targets | Actual Performance by 31 st September 2024 | Reason for variation if any | Corrective actions | | | Budget Source |
| | | | | | | | | | | | | | | |
| PRIORITY AREA: WASTE MANAGEMENT | | | | | | | | | | | | | | |
| Basic Service Delivery and Infrastructure Development | To promote the welfare of the community | Waste Management and Cleansing | Number of areas with weekly access to solid waste removal by 30 June 2025 | # | KPI 11 | 6x Formal areas with weekly access to waste removal (Bela-Bela Township, Bela-Bela Town, Jinnah Park, Spa Park, Masakhane and Pienaarsrevier.) | 6x Formal areas with weekly access to waste removal (Bela-Bela Township, Bela-Bela Town, Jinnah Park, Spa Park, Masakhane and Pienaarsrevier.) | 6x Formal areas with weekly access to waste removal (Bela-Bela Township, Bela-Bela Town, Jinnah Park, Spa Park, Masakhane and Pienaarsrevier.) | 6x Formal areas with weekly access to waste removal (Bela-Bela Township, Bela-Bela Town, Jinnah Park, Spa Park, Masakhane and Pienaarsrevier.) | None | None | Opex | Collection Schedule | Social and Community Services |
| Basic Service Delivery and Infrastructure Development | To promote the welfare of the community | Waste Management and Cleansing | Number of informal settlements with weekly access to solid waste removal by 30 June 2025 | # | KPI 12 | 3 x Informal Settlements with weekly access to solid waste removal (Jacob Zuma, Tsakane and Koppewaai) | 3 x Informal Settlements with weekly access to solid waste removal (Jacob Zuma, Tsakane and Koppewaai) by 30 June 2025. | 3 x Informal Settlements with weekly access to solid waste removal (Jacob Zuma, Tsakane and Koppewaai) | 3 x Informal Settlements with weekly access to solid waste removal (Jacob Zuma, Tsakane and Koppewaai) | None | None | Opex | Collection Schedule | Social and Community Services |
| Basic Service Delivery and Infrastructure Development | Promote the welfare of the community | Waste Management and Cleansing | Number of Landfill Site Permit Audit report conducted by 30 June 2025 | # | KPI 13 | 5x Landfill Site Audit Report | 5x Landfill Site Audit Report by 30 June 2025. | 1x Landfill Site Audit Report | 1x Landfill Site Audit Report conducted on 18 September 2024 | None | None | Opex | Audit Reports on Landfill site | Social and Community Services |

| Key Performance Area | Strategic Objectives | Project/ Programme | Key Performance Indicator (KPI) | Unit of measure (UoM) | KPI Code | Baseline 2023/2024 | Annual Targets 2024/2025 | 2024/2025 QUARTERLY PERFORMANCE TARGETS | | | | Evidence Required | Department |
|---|--------------------------------------|--|---|-----------------------|----------|--|---|---|---|-----------------------------|--------------------|---|--------------------|
| | | | | | | | | 1st Quarter Targets | Actual Performance by 31 st September 2024 | Reason for variation if any | Corrective actions | | |
| Basic Service Delivery and Infrastructure Development | Promote the welfare of the community | Construction of the Bela-Bela Municipal landfill site - Phase 1 (ward 2) | Percentage of the work completed as measured according to the PPII (Appendix D) for the Construction of the Bela-Bela Municipal landfill site - Phase 1 (ward 2) by 30 June 2025. | % | KPI 14 | Construction work for the Construction of the Bela-Bela Municipal landfill site - Phase 1 (ward 2) project commenced in the previous financial year, with a projected target of 71% as per the PPII (Appendix D) by financial year end. The project has a multi-year budget. | 100% of the work completed as measured according to the PPII (Appendix D) for the Construction of the Bela-Bela Municipal landfill site - Phase 1 (ward 2) by 30 June 2025. | 81% (Construction Stage at 71 - 80%) | ACHIEVED 81% (Construction Stage at 71 - 80%) | None | None | Construction Quarterly progress report | Technical Services |
| PRIORITY AREA: SPORT, ARTS, CULTURE, RECREATIONAL AND CEMETERY | | | | | | | | | | | | | |
| Basic Service Delivery and Infrastructure Development | Promote the welfare of the community | Development of sports facilities in Masakhane (Ward 9) | Percentage of the work completed as measured according to the PPII (Appendix D) for the Development of sports facilities in Masakhane (Ward 9) by 30 June 2025 | % | KPI 15 | Construction work for the Development of sports facilities in Masakhane (Ward 9) project commenced in the previous financial year, with a projected target of 62% as per the PPII | 100% of the work completed as measured according to the PPII (Appendix D) for the Development of sports facilities in Masakhane (Ward 9) by 30 June 2025. | 100% (Completion of the Works) | ACHIEVED 100% (Completion of the Works) | None | None | Construction Quarterly progress report and Completion Certificate | Technical Services |

| Key Performance Area | Strategic Objectives | Project/ Programme | Key Performance Indicator (KPI) | Unit of measure (UoM) | KPI Code | Baseline 2023/2024 | Annual Targets 2024/2025 | 2024/2025 QUARTERLY PERFORMANCE TARGETS | | | | Evidence Required | Department |
|--|---|---|---|-----------------------|----------|--|--|--|---|---|--------------------|-------------------|--------------------|
| | | | | | | | | 1st Quarter Targets | Actual Performance by 31 st September 2024 | Reason for variation if any | Corrective actions | | |
| | | | | | | (Appendix D) by financial year end. However, the set target was already surpassed by the 3 rd quarter. The project has a multi-year budget. | | | | | | | |
| Basic Service Delivery and Infrastructure Development | Promote the welfare of the community | Development of a new Cemetery – Pienaarsrevier (Ward 8) | Percentage of the work completed as measured according to the PPII (Appendix D) for the Development of a new Cemetery – Pienaarsrevier (Ward 8) by 30 June 2025 | % | KPI 16 | There is no Cemetery at Pienaarsrevier, and the process to acquire suitable land to develop a new one is underway. | 19% of the work completed as measured according to the PPII (Appendix D) for the Construction development of a new Cemetery – Pienaarsrevier (Ward 8) by 30 June 2025. | N/A | N/A | N/A | N/A | N/A | Technical Services |
| PRIORITY AREA: INSTITUTIONAL DEVELOPMENT & TRANSFORMATION | | | | | | | | | | | | | |
| Good Governance and Public Participation | To Improve Administrative and Governance Capacity | Council Administration | Number of Ordinary Council meetings convened by 30 June 2025 | # | KPI 17 | 6x Ordinary Council meetings convened | 6x Ordinary Council meetings to be convened by 30 June 2025. | 1x Ordinary Council meeting convened | ACHIEVED 1x Ordinary Council meeting convened on 29 th of July and 6 th September 2024 | One Special Council Meeting held on the 6 th of September 2024 | None | Opex | Corporate Services |
| Municipal Transformation and Institutional Development | To Improve Administrative and Governance Capacity | Council Administration | Number of Section 79 Committee meetings convened by 30 June 2025 | # | KPI 18 | 44x Section 79 Committee meetings convened | 44x Section 79 Committee meetings to be convened by 30 June 2025. | 12x Section 79 Committee meetings convened | ACHIEVED 12x SOCOM and PED Subcommittees were convened for the 16th of | None | None | Opex | Corporate Service |

| Key Performance Area | Strategic Objectives | Project/ Programme | Key Performance Indicator (KPI) | Unit of measure (UoM) | KPI Code | Baseline 2023/2024 | Annual Targets 2024/2025 | 2024/2025 QUARTERLY PERFORMANCE TARGETS | | | | | Evidence Required | Department |
|--|---|--|--|-----------------------|----------|---|--|---|---|-----------------------------|--------------------|---------------|-------------------|-------------------|
| | | | | | | | | 1st Quarter Targets | Actual Performance by 31 st September 2024 | Reason for variation if any | Corrective actions | Budget Source | | |
| | | | | | | | | | | | | | | |
| Municipal Transformation and Institutional Development | To Improve, Attract, Develop and Retain Human Capital | Human Resources | Number of Employment Equity Report compiled and submitted to Department of Labour by 31 January 2025 | # | KPI 19 | 1x Employment Equity Report | 1x Employment Equity Report to be submitted Department of Labour 31 January 2025 | N/A | N/A | N/A | N/A | Opex | N/A | Corporate Service |
| Municipal Transformation and Institutional Development | To Improve, Attract, Develop and Retain Human Capital | Human Resources & Development (Training) | Number of WSP reviewed and submitted to LGSETA by 30 April 2025 | # | KPI 20 | 1x 2023/2024 WSP reviewed and submitted | 1x 2024/2025 WSP to be reviewed and submitted by 30 April 2025 | N/A | N/A | N/A | N/A | Opex | N/A | Corporate Service |

| Key Performance Area | Strategic Objectives | Project/ Programme | Key Performance Indicator (KPI) | Unit of measure (UoM) | KPI Code | Baseline 2023/2024 | Annual Targets 2024/2025 | 2024/2025 QUARTERLY PERFORMANCE TARGETS | | | | Evidence Required | Department | |
|--|---|---------------------------------|---|-----------------------|----------|--|--|---|---|-----------------------------|--------------------|-------------------|--|---------------------------------|
| | | | | | | | | 1st Quarter Targets | Actual Performance by 31 st September 2024 | Reason for variation if any | Corrective actions | | | Budget Source |
| Municipal Transformation and Institutional Development | To Improve Administrative and Governance Capacity | Council Administration | Number of PAIA Annual Reports submitted to the Information Regulator by 25 June 2025 | # | KPI 21 | - | 1x PAIA Annual Report to be submitted to the Information Regulator by 25 June 2025 | N/A | N/A | N/A | Opex | N/A | Corporate Service | |
| PRIORITY AREA: GOOD GOVERNANCE AND PUBLIC PARTICIPATION | | | | | | | | | | | | | | |
| PRIORITY AREA: INTEGRATED DEVELOPMENT PLANNING | | | | | | | | | | | | | | |
| Good Governance and Public Participation | To Plan for the Future | Integrated Development Planning | Number of IDP/Budget/PMS Process Plan approved by Council by 31 August 2024 | # | KPI 22 | 2024/2025 IDP/Budget/PMIS Process Plan Approved by Council | 1x 2025/2026 IDP/Budget/PMIS process plan to be approved by Council by 31 August 2024 | 1x 2025/2026 IDP/Budget/PMS process plan reviewed and approved by Council | ACHIEVED 1x 2025/2026 IDP/Budget/PMS process plan reviewed and approved by Council on 29 th July 2024 | None | None | Opex | Council Approved 2025/2026 Process Plan and Council Resolution | Office of the Municipal Manager |
| Good Governance and Public Participation | To Plan for the Future | Integrated Development Planning | Number of IDP Representative Forums held by 30 June 2025 | # | KPI 23 | 4x IDP Representative Forums held | 4x IDP Representative Forums to be held by 30 June 2025 | 1x IDP Representative Forum held | ACHIEVED 1x IDP Representative Forum held on 26 th August 2024 | None | None | Opex | Signed attendance register, agenda, presentation & minutes | Office of the Municipal Manager |
| Good Governance and Public Participation | To Plan for the Future | Integrated Development Planning | Number of 2025/2026 IDP reviewed and approved by Council by 31 May 2025 | # | KPI 24 | 1x 2024/2025 IDP reviewed and approved | 1x 2025/2026 IDP to be reviewed and approved by 31 May 2025 | N/A | N/A | N/A | N/A | Opex | Council approved IDP and the Council Resolution | Office of the Municipal Manager |
| PRIORITY AREA: PERFORMANCE MANAGEMENT SYSTEM | | | | | | | | | | | | | | |
| Good Governance and Public Participation | Clean Governance | Performance Management | Number of SDBIP approved by the Mayor within 28 days after approval of the budget by 30 June 2025 | # | KPI 25 | 1x Approved 2024/2025 SDBIP Approved | 1x 2025/2026 SDBIP to be Approved within 28 days after budget approval by 30 June 2025 | N/A | N/A | N/A | N/A | Opex | N/A | Office of the Municipal Manager |
| Good Governance and Public Participation | Clean Governance | Corporate Governance | Number of Annual reports compiled and tabled to Council | # | KPI 26 | 2022/2023 Annual Report compiled | 1x 2023/2024 Annual Report to be compiled and approved | N/A | N/A | N/A | N/A | Opex | N/A | Office of the Municipal Manager |

| Key Performance Area | Strategic Objectives | Project/ Programme | Key Performance Indicator (KPI) | Unit of measure (UoM) | KPI Code | Baseline 2023/2024 | Annual Targets 2024/2025 | 2024/2025 QUARTERLY PERFORMANCE TARGETS | | | | Evidence Required | Department |
|--|---|-------------------------------|---|-----------------------|----------|---|--|--|---|-----------------------------|---|-------------------|---------------------------------|
| | | | | | | | | 1st Quarter Targets | Actual Performance by 31 st September 2024 | Reason for variation if any | Corrective actions | | |
| | | | for approval by 31 March 2025 | | | and approved by council | by Council by 31 March 2025 | | | | | | |
| Good Governance and Public Participation | Clean Governance | Corporate Governance | Number of Oversight reports compiled and tabled to Council for approval by 31 March 2025 | # | KPI 27 | 2022/2023 Oversight Report compiled and approved by council | 1x 2023/2024 Oversight Report to be compiled and approved by Council by 31 March 2025 | N/A | N/A | N/A | N/A | Opex | Office of the Municipal Manager |
| Good Governance and Public Participation | Clean Governance | Performance Management System | Number of MFMA Section 52d reports compiled and submitted to Council for approval by 30 June 2025 | # | KPI 28 | 4x Quarterly performance reports compiled and approved by council | 4x Quarterly performance reports to be compiled and submitted to Council for approval by 30 June 2025 | 1x Quarterly performance report reports compiled and submitted to Council for approval | None | None | 1x sets of Approved Quarterly performance reports and council resolutions | Opex | Office of the Municipal Manager |
| Good Governance and Public Participation | Clean Governance | Corporate Governance | Number of MFMA Section 72 Mid-Year report compiled and submitted to Mayor for approval by 25 January 2023 and Council for noting by 31 January 2025 | # | KPI 29 | 1x 2023/2024 Section 72 MFMA Report compiled and submitted to Mayor for approval and Council for noting | 1x 2024/2025 Section 72 MFMA Report to be compiled, and submitted, and approved by the Mayor and noted by Council by 31 January 2025 | N/A | N/A | N/A | N/A | Opex | Office of the Municipal Manager |
| Good Governance and Public Participation | Clean Governance | Performance Management System | Number of Performance Agreements signed by 30 July 2024 | # | KPI 30 | 6x Signed Performance Agreements signed | 6x Performance Agreements to be signed by 30 July 2024 | 6x Performance Agreements signed | None | None | Signed Performance Agreements | Opex | Office of the Municipal Manager |
| PRIORITY AREA: COMMUNICATION | | | | | | | | | | | | | |
| Good Governance and Public Participation | To improve administrative and governance capacity | Corporate Governance | Number of Ward Committees reports submitted to the Office of the Speaker by 30 June 2025 | # | KPI 31 | 4x Ward Committees reports | 4 x Ward Committees report to be submitted to the Office of the Speaker by 30 June 2025 | 1x Ward Committees report submitted to the Office of the Speaker | None | None | 1x Ward committee Reports | Opex | Office of the Municipal Manager |

| Key Performance Area | Strategic Objectives | Project/ Programme | Key Performance Indicator (KPI) | Unit of measure (UoM) | KPI Code | Baseline 2023/2024 | Annual Targets 2024/2025 | 2024/2025 QUARTERLY PERFORMANCE TARGETS | | | | Evidence Required | Department | |
|---|---|----------------------|---|-----------------------|----------|---|--|---|--|-----------------------------|--------------------|-------------------|---|---------------------------------|
| | | | | | | | | 1st Quarter Targets | Actual Performance by 31 st September 2024 | Reason for variation if any | Corrective actions | | | Budget Source |
| | | | | | | | | | | | | | | |
| PRIORITY AREA: RISK AND INTERNAL AUDITOR | | | | | | | | | | | | | | |
| Good Governance and Public Participation | To improve administrative and governance capacity | Corporate Governance | Number of Performance Audit and Committee Charter reviewed and approved by Council by 30 September 2024 | # | KPI 32 | 1x Audit and Performance Committee Charter Reviewed and approved by council | 1x Performance Audit and Committee Charter to be reviewed and approved by council by 30 September 2024 | 1x Performance Audit and Committee Charter reviewed and approved by council | ACHIEVED 1x Performance Audit and Committee Charter reviewed by and approved by council on 29 th July 2024 | None | None | Opex | Copy of Performance and Audit committee charter, minutes, and council resolution | Office of the Municipal Manager |
| Good Governance and Public Participation | To improve administrative and governance capacity | Corporate Governance | Number of Internal Audit Charter reviewed and approved by PAC by 30 September 2024 | # | KPI 33 | 1x Internal Audit Charter Reviewed | 1x Internal Audit Charter to be reviewed and approved by PAC by 30 September 2024 | 1x Internal Audit Charter reviewed and approved by PAC | ACHIEVED 1x Internal Audit Charter reviewed by PAC on 28 th of June 2024 | None | None | Opex | Copy of Approved Internal Audit Charter and minutes | Office of the Municipal Manager |
| Good Governance and Public Participation | To improve administrative and governance capacity | Corporate Governance | Number of PAC Approved Internal Audit strategic 3 year rolling plan by 30 September 2024 | # | KPI 34 | 1x Approved Internal Audit strategic 3 year rolling plan | 1x Internal Audit strategic 3 year rolling plan to be approved by PAC by 30 September 2024 | 1x Internal Audit strategic 3 year rolling plan approved by PAC | ACHIEVED 1x Internal Audit strategic 3 year rolling plan approved by PAC on 28 th of June 2024 | None | None | Opex | Internal Audit strategic 3 year rolling plan and minutes of Performance and Audit | Office of the Municipal Manager |
| Good Governance and Public Participation | To improve administrative and governance capacity | Corporate Governance | Number of Performance and Audit Committee meetings held by 30 June 2025 | # | KPI 35 | 6x Performance and Audit Committee meetings held | 6x Performance and Audit Committee meetings to be held by 30 June 2025 | 1x Performance and Audit Committee meetings held | ACHIEVED 3x Performance and Audit Committee meetings held on 16 th July 19 th July 28 th August 2024 | 2x PAC Special meetings. | None | Opex | Signed Attendance and minutes | Office of the Municipal Manager |
| Good Governance and Public Participation | To improve administrative and governance capacity | Corporate Governance | Number of Audit Committee Reports tabled to Council for | # | KPI 36 | 4x Performance and Audit | 4x Performance and Audit Reports to be | 1x Performance and Audit Committee Report tabled to | ACHIEVED 1x Performance and Audit | None | None | Opex | 1x Approved Performance and Audit Committee | Office of the Municipal Manager |

| Key Performance Area | Strategic Objectives | Project/ Programme | Key Performance Indicator (KPI) | Unit of measure (UoM) | KPI Code | Baseline 2023/2024 | Annual Targets 2024/2025 | 2024/2025 QUARTERLY PERFORMANCE TARGETS | | | | | Evidence Required | Department |
|--|--|--|--|-----------------------|----------|---|---|--|---|-----------------------------|--------------------|---|---------------------------------|------------|
| | | | | | | | | 1st Quarter Targets | Actual Performance by 31 st September 2024 | Reason for variation if any | Corrective actions | Budget Source | | |
| | governance capacity | | approval by 30 June 2025 | | | Committee Reports | tabled to Council for approval by 30 June 2025 | Council for approval. | Committee Report tabled to Council for approval. | | | Reports with Council Resolution | | |
| Good Governance and Public Participation | To improve administrative and governance capacity | Corporate Governance | Number of Strategic Risk Management Registers Reviewed by 30 June 2025 | # | KPI 37 | 1x 2024/2025 Strategic Risk Register reviewed | 1x 2025/2026 Strategic Risk Register to be reviewed by 30 June 2025 | N/A | N/A | N/A | Opex | N/A | Office of the Municipal Manager | |
| Good Governance and Public Participation | To improve administrative and governance capacity | Corporate Governance | Number of Risk Management meetings held by 30 June 2025 | # | KPI 38 | 4x Risk Management meetings held | 4x Risk Management Meetings to be held by 30 June 2025 | 1x Risk Management Meeting held | ACHIEVED 1x Risk Management Meeting held on 10 th July 2024 | None | Opex | Signed Attendance Registers and minutes | Office of the Municipal Manager | |
| Good Governance and Public Participation | To improve administrative and governance capacity | Council Administration | Number of MPAC meetings held by 30 June 2025 | # | KPI 39 | 4x MPAC meetings held | 4x MPAC meetings to be held by 30 June 2025 | 1x MPAC meeting held | ACHIEVED 1x MPAC meeting held on 4 th July 2024 | None | Opex | Signed Attendance Registers and Reports | Office of the Municipal Manager | |
| PRIORITY AREA: LOCAL ECONOMIC DEVELOPMENT | | | | | | | | | | | | | | |
| Local Economic Development | Promote and Encourage Sustainable Economic Environment | Stakeholder Management and Participation | Number of LED Forums convened by 30 June 2025 | # | KPI 40 | 4x LED Forums convened | 4x LED Forums to be convened by 30 June 2025 | 1x LED Forum convened | ACHIEVED 1x LED Forum convened on 12 th September 2024 | None | Opex | Invitations and Agenda | Planning & Economic Development | |
| Local Economic Development | Promote and Encourage Sustainable Economic Environment | Job Creation | Number of jobs created through Municipality's LED initiatives including capital projects (EPWP, CWP) by 30 June 2025 | # | KPI 41 | 120 | 240x jobs created through Municipality's LED initiatives including capital projects (EPWP, CWP) by 30 June 2025 | 60x jobs created through Municipality's LED initiatives including capital projects (EPWP, CWP) | ACHIEVED 91x jobs created through Municipality's LED initiatives including capital | None | Opex | Report on Jobs created and contracts | Planning & Economic Development | |

| Key Performance Area | Strategic Objectives | Project/ Programme | Key Performance Indicator (KPI) | Unit of measure (UoM) | KPI Code | Baseline 2023/2024 | Annual Targets 2024/2025 | 2024/2025 QUARTERLY PERFORMANCE TARGETS | | | | | Evidence Required | Department | |
|----------------------------|--|---|---|-----------------------|----------|--------------------|--|---|---|--|---|---------------|-------------------|---------------------------------|---------------------------------|
| | | | | | | | | 1st Quarter Targets | Actual Performance by 31 st September 2024 | Reason for variation if any | Corrective actions | Budget Source | | | |
| Local Economic Development | Promote and Encourage Sustainable Economic Environment | Concept Design of Informal Trading Stalls | Number of Informal Trading Stalls Concept Design Report to be Developed by 30 June 2025 | # | KPI 42 | 0 | 1x Informal Trading Stalls Concept Design Report to be Developed by 30 June 2025 | N/A | N/A | N/A | N/A | N/A | Opex | Planning & Economic Development | |
| Local Economic Development | Promote and Encourage Sustainable Economic Environment | Stakeholder Management and Participation | Number of Informal Trading forum meeting convened by 30 June 2025 | # | KPI 43 | 0 | 3x Informal Trading forum meetings to be convened by 30 June 2025 | N/A | N/A | N/A | N/A | N/A | Opex | Planning & Economic Development | |
| Local Economic Development | Promote and Encourage Sustainable Economic Environment | Investment Profiling/ Investment Book | Number of Investment book developed by 30 June 2025 | # | KPI 44 | 0 | 1x Investment Book to be developed by 30 June 2025 | N/A | N/A | N/A | N/A | N/A | Opex | Planning & Economic Development | |
| Local Economic Development | Promote and Encourage Sustainable Economic Environment | SME Training and Development | Number of SMME Training conducted by 30 June 2025 | # | KPI 45 | 0 | 4x SMME Training to be Conducted by 30 June 2025 | 1x SMME Training Conducted | ACHIEVED | 1x SMME Training Conducted on 10 th July 2024 | None | None | Opex | Attendance register | Planning & Economic Development |
| Local Economic Development | Promote and Encourage Sustainable Economic Environment | Outdoor Advertisement | Number Of Outdoor Advertisement tender tabled to council by 30 June 2025 | # | KPI 46 | 0 | 1x Outdoor Advertisement tender table to council by 30 June 2025 | N/A | N/A | N/A | N/A | N/A | Opex | N/A | Planning & Economic Development |
| Local Economic Development | Promote and Encourage Sustainable Economic Environment | Partnership and Promotional funding in Support of Tourism Initiatives | Number of Tourism MOA signed by 30 June 2025 | # | KPI 47 | 0 | 1x Tourism MOA Signed by 30 June 2025 | Advertisement | NOT ACHIEVED | Delays in Tender Processes | The tender advertisement is underway for the appointment of the partner and to Fastrack SCM Process | Opex | Copy of advert | Planning & Economic Development | |
| Local Economic Development | Promote and Encourage Sustainable Environment | Partnership and Promotional funding in | Number of Tourism Program | # | KPI 48 | 0 | 1x Tourism Program Implementation | N/A | N/A | N/A | N/A | Opex | N/A | Planning & Economic Development | |

| Key Performance Area | Strategic Objectives | Project/ Programme | Key Performance Indicator (KPI) | Unit of measure (UoM) | KPI Code | Baseline 2023//2024 | Annual Targets 2024/2025 | 2024/2025 QUARTERLY PERFORMANCE TARGETS | | | | | Evidence Required | Department |
|--|--|--|--|-----------------------|----------|---------------------|--|---|--|--|---|---------------|-------------------|---------------------------------|
| | | | | | | | | 1st Quarter Targets | Actual Performance by 31 st September 2024 | Reason for variation if any | Corrective actions | Budget Source | | |
| | Economic Environment | Support of Tourism Initiatives | Implementation Report by 30 June 2025 | | | | report by 30 June 2025 | | | | | | | |
| Local Economic Development | Promote and Encourage Sustainable Economic Environment | Feasibility Study | Number of tourism route feasibility study developed by 30 June 2025 | # | KPI 49 | 0 | 1x tourism route feasibility Study to be developed by 30 June 2025 | N/A | N/A | N/A | N/A | Opex | N/A | Planning & Economic Development |
| PRIORITY AREA: SPATIAL RATIONAL | | | | | | | | | | | | | | |
| Spatial Planning and Rationale | Liveable and Integrated Communities | Formalization of Tsakani Informal Settlements | Number of reports on technical / feasibility studies for the Formalization of Tsakani Informal Settlements completed by 30 June 2025 | # | KPI 50 | 0 | 1x Report of Technical / Feasibility studies for the Formalization of Tsakani Informal Settlements completed by 30 June 2025 | N/A | N/A | N/A | N/A | Opex | N/A | Planning & Economic Development |
| Spatial Planning and Rationale | Liveable and Integrated Communities | Release of Strategic Land Parcels for investment purpose | Number of Strategic Land Release Report for 10 properties tabled to Council by 30 June 2025 | # | KPI 51 | 0 | 1x Strategic Land Release Report for 10 properties to be tabled Council by 30 June 2025 | N/A | N/A | N/A | N/A | Opex | N/A | Planning & Economic Development |
| Spatial Planning and Rationale | Liveable and Integrated Communities | SDF and Housing Sector Plan Review | Number of SDF and Housing Sector plans reviewed by 30 June 2025 | # | KPI 52 | 2018 SDF | 1x SDF and Housing Sector plans approved by 30 June 2025 | N/A | N/A | N/A | N/A | Opex | N/A | Planning & Economic Development |
| Spatial Planning and Rationale | Liveable and Integrated Communities | Township Ratification Project | Number of township ratified project report completed by 30 June 2025 | # | KPI 53 | 0 | 1x Township ratified project report to be completed by 30 June 2025 | Inception Report | NOT ACHIEVED Appointment of a Service Provider has been delayed however the tender has gone past the BAC and waiting for appointment. | Appointment of a Service Provider has been delayed however the tender has gone past the BAC and waiting for appointment. | Fasttrack Finalization of Appointment of service provider | Opex | Inception Report | Planning & Economic Development |

| Key Performance Area | Strategic Objectives | Project/ Programme | Key Performance Indicator (KPI) | Unit of measure (UoM) | KPI Code | Baseline 2023/2024 | Annual Targets 2024/2025 | 2024/2025 QUARTERLY PERFORMANCE TARGETS | | | | Evidence Required | Department |
|--|---|-------------------------------------|---|-----------------------|----------|--|--|--|--|-----------------------------|--------------------|-------------------|---------------------------------|
| | | | | | | | | 1st Quarter Targets | Actual Performance by 31 st September 2024 | Reason for variation if any | Corrective actions | | |
| Spatial Planning and Rationale | Liveable and Integrated Communities | Land for Cemetery (Piensaarsrevier) | Number of feasibility study for Piensaarsrevier cemetery completed by 30 June 2025 | # | KPI 54 | 0 | 1x Feasibility study for Piensaarsrevier cemetery to be completed by 30 June 2025 | N/A | N/A | N/A | N/A | Opex | Planning & Economic Development |
| Spatial Planning and Rationale | Liveable and Integrated Communities | Commercial Park Development | Number of Engineering Services Designs Report for Commercial Park Development Completed by 30 June 2025 | # | KPI 55 | Township Approval | 1x Engineering Services Designs Report for Commercial Park Development Completed by 30 June 2025 | N/A | N/A | N/A | N/A | Opex | Planning & Economic Development |
| PRIORITY AREA: FINANCIAL VIABILITY | | | | | | | | | | | | | |
| Municipal Financial Viability and Management | To improve financial viability | Budget and Reporting | Number of Annual Financial Statements compiled and submitted to the Auditor General by 31 August 2024 | # | KPI 56 | 1x 2022/2023 AFS compiled and submitted to the Auditor General | 1x 2023/2024 AFS to be compiled and submitted to the Auditor General by 31 August 2024 | 1x 2023/2024 AFS compiled and submitted to the Auditor General | ACHIEVED 1x 2023/2024 AFS compiled and submitted to the Auditor General by 31 August 2024 | None | None | Opex | Budget & Treasury |
| Municipal Financial Viability and Management | To improve financial viability | Budget and Reporting | Number of AG Action Plan for 2023/24 developed and submitted to Council by 31 January 2025 | # | KPI 57 | 1x 2022/2023 Action Plan | 1x 2023/2024 AG Action Plan to be developed and submitted to Council by 31 January 2025 | N/A | N/A | N/A | N/A | Opex | Budget & Treasury |
| Good Governance and Public Participation | To improve administrative and governance capacity | Budget and Reporting | Obtain Unqualified Audit Report for 2023/2024 by 30 November 2024 | # | KPI 58 | Obtained Qualified Audit Report for 2022/2023 | Obtain Unqualified Audit Report for 2023/2024 by 30 November 2024 | N/A | N/A | N/A | N/A | Opex | Budget & Treasury |
| Municipal Financial Viability and Management | To improve financial viability | Budget and Reporting | Percentage of AG queries resolved as per the Action Plan by 30 June 2025 | % | KPI 59 | 72% of AG findings resolved for 2022/2023 | 90% of AG queries to be resolved for 2023/2024 by 30 June 2025 | N/A | N/A | N/A | N/A | Opex | Budget & Treasury |

| Key Performance Area | Strategic Objectives | Project/ Programme | Key Performance Indicator (KPI) | Unit of measure (UoM) | KPI Code | Baseline 2023/2024 | Annual Targets 2024/2025 | 2024/2025 QUARTERLY PERFORMANCE TARGETS | | | | Evidence Required | Department | |
|--|--------------------------------|------------------------|--|-----------------------|----------|--|--|---|---|---|--|-------------------|--|-------------------|
| | | | | | | | | 1st Quarter Targets | Actual Performance by 31 st September 2024 | Reason for variation if any | Corrective actions | | | Budget Source |
| | | | | | | | | | | | | | | |
| Municipal Financial Viability and Management | To improve financial viability | Budget and Reporting | Number of 2025/2026 Annual Budget approved by Council by the 31 May 2025 | # | KPI 60 | 1x 2024/2025 Annual Budget approved. | 1x 2025/2026 Draft and Final Annual Budget to be approved by Council 31 May 2025 | N/A | N/A | N/A | Opex | N/A | Budget & Treasury | |
| Municipal Financial Viability and Management | Improve Financial Viability | Budget and Reporting | Number of MFMA Section 71 Reports submitted to the Mayor, Provincial and National Treasury by no later than 10 days after the end of each month | # | KPI 61 | 12x Monthly MFMA Section 71 Reports for 2023/2024 FY submitted to the Mayor, Provincial and National Treasury by no later than 10 days after the end of each month | 12x Monthly MFMA Section 71 Reports for 2024/25 FY to be submitted to the Mayor, Provincial and National Treasury by no later than 10 days after the end of each month | 3x Monthly MFMA Section 71 Reports for 2024/25 FY submitted to the Mayor, Provincial and National Treasury by no later than 10 days after the end of each month | ACHIEVED | None | None | Opex | Section 71 Reports, Council Resolutions, and proof of Submission to the Provincial and National Treasury | Budget & Treasury |
| Municipal Financial Viability and Management | Improve Financial Viability | Expenditure Management | Cash/cost coverage ratio of 1 - 3 months by 30 June 2025 | # | KPI 62 | 2 months norm | 2-month norm | 2-month norm | ACHIEVED | None | None | Opex | Monthly Report and Bank Statements | Budget & Treasury |
| Municipal Financial Viability and Management | Improve Financial Viability | Expenditure Management | Percentage of the municipality's capital budget spent on capital projects in terms of the municipality's integrated development plan by 30 June 2025 | % | KPI 63 | 100% | 100% | 25% | NOT ACHIEVED 16% | Delay in appointment of consultants and contractors | Capital expenditure is expected to improve significantly in the coming months as the process to appoint consultants and contractors will have been finalized | Capex | Report | Budget & Treasury |
| Municipal Financial Viability and Management | To improve financial viability | Assets Management | Number of quarterly asset verification reports conducted - movables | # | KPI 64 | 1x quarterly assets verification for 2023/2024 FY conducted | 1x quarterly assets verification for 2024/2025 FY to be conducted | N/A | N/A | N/A | N/A | Opex | N/A | Budget & Treasury |

| Key Performance Area | Strategic Objectives | Project/ Programme | Key Performance Indicator (KPI) | Unit of measure (UoM) | KPI Code | Baseline 2023/2024 | Annual Targets 2024/2025 | 2024/2025 QUARTERLY PERFORMANCE TARGETS | | | | Evidence Required | Department |
|--|--------------------------------|-------------------------|---|-----------------------|----------|---|--|---|---|---|--|-------------------|-------------------|
| | | | | | | | | 1st Quarter Targets | Actual Performance by 31 st September 2024 | Reason for variation if any | Corrective actions | | |
| | | | (sampling) compiled by 30 June 2025 | | | | | | | | | | |
| Municipal Financial Viability and Management | To improve financial viability | Revenue Management | Percentage of Registered Indigents with access to Free Basic Services by 30 June 2025 | % | KPI 65 | 100% | 100% | 100% | ACHIEVED 1 | | | Opex | Budget & Treasury |
| Municipal Financial Viability and Management | Improve Financial Viability | Revenue Management | Percentage Maintenance of 85% debtors' collection rate (Consumer cash collected / Consumer billing) by 30 June 2025 | % | KPI 66 | 85% | 90% | 90% | NOT ACHIEVED 76% | Delay in the approval of indigent households which lead to higher than anticipated billing. | Expedite the process indigent upload on the system and approval. Intensify enforcement of credit control and debt collection policy. | Opex | Budget & Treasury |
| Municipal Financial Viability and Management | Improve Financial Viability | Supply Chain Management | Number of reports on the implementation of SCM Policy compiled and tabled to Council by 30 June 2025 | # | KPI 67 | 0 | 4x SCM reports compiled and tabled to Council for approval by 30 June 2025 | 1 | ACHIEVED 1 | None | None | Opex | Budget & Treasury |
| Municipal Financial Viability and Management | Financial Stability | Budget and Reporting | Number of Budget related policies reviewed and approved by 31 May 2025 | # | KPI 68 | 16x Budget related policies reviewed and approved | 17x Budget related policies to be reviewed and approved by 31 May 2025 | N/A | N/A | N/A | N/A | Opex | Budget & Treasury |

APPENDIX C: CAPITAL BUDGET ALLOCATIONS FOR THE FINANCIAL YEAR 2024/2025

| MUNICIPAL INFRASTRUCTURE GRANT (MIG) | | | |
|---|--|-----------------|------------------------|
| ITEM NO. | Project | WARD NO. | 2024/2025 |
| Focus Area: Roads and Storm Water | | | |
| 1. | Construction of Road Paving and Bulk stormwater in Bela-Bela X8 - Phase 4 (Ward 4) | Ward 4 | R 3 415 794,00 |
| 2. | Construction of Road Paving and Stormwater in Bela-Bela X5 - Phase 1 (Ward 3) | Ward 3 | R 4 777 685,00 |
| 3. | Construction of Road Paving and Stormwater in Rapotokwane -Phase 1 (Ward 8) | Ward 8 | R 2 586 192 |
| Focus Area: Solid Waste Management | | | |
| 4. | Construction of the Bela-Bela Municipal landfill site - Phase 1 (ward 2) | Ward 2 | R 14 319 140,00 |
| Focus Area: Cemeteries | | | |
| 5. | Development of a New Cemetery – Pienaarsrevier (Ward 8) | Ward 8 | R 500 000,00 |
| Focus Area: Sports and Recreational Facilities | | | |
| 6. | Development of sports facilities in Masakhane (Ward 9) | Ward 9 | R 2 551 589,00 |
| TOTAL MIG BUDGETS | | | R 29,632,000.00 |

| WATER SERVICE INFRASTRUCTURE GRANT (WSIG) | | | |
|--|---|-----------------|-------------------------|
| ITEM NO. | PROJECT DESCRIPTION | WARD NO. | 2024/2025 |
| Focus Area: Water and Sanitation | | | |
| 7. | Upgrading of the Leseding Sewer Pump Station (Ward 6) | Ward 6 | R 8 992 582,00 |
| 8. | Upgrading of the Sewer Rising Main from the Leseding Pump Station to the WWTW (Ward 2 & 6) | Ward 2 & 6 | R 14 926 629,00 |
| 9. | Upgrading of the Settlers Sewer Pump Station (Ward 2) | Ward 2 | R 10 000 000,00 |
| 10. | Upgrading of the Bela-Bela Water Treatment Works (Ward 1) | Ward 1 | R 3 000 000,00 |
| 11. | the water supply source and the construction of the water reticulation network in Tsakane (Ward 7) | Ward 7 | R 2 500 000,00 |
| 12. | Construction of Water Booster Pump Station and Upgrading of a Steel Elevated tank in Ext 8 (Ward 4) | Ward 4 | R 5 580 789,00 |
| TOTAL WSIG BUDGETS | | | R 45,000, 000,00 |

| INEP | | | |
|------------------------------------|--|----------|------------------------|
| ITEM NO. | PROJECT DESCRIPTION | WARD NO. | 2024/2025 |
| Focus Area: Electrification | | | Original Budget |
| 1. | Construction of the Bela-Bela 132/11kVA 2 X 20MVA Sub-Station (Ward 2) | Ward 2 | R 20 315 000 |
| TOTAL OWN SOURCE BUDGETS | | | R20 315 000 |

APPENDIX D: PROJECT PERFORMANCE IMPLEMENTATION INDICATOR (PPII)

| Item No. | Performance Description | % Completed |
|---|---|-------------|
| 1 | Appointment of Consulting Engineers | 5% |
| 2 | Scoping Report completed and approved | 10% |
| 3 | Preliminary Designs completed and approved | 14% |
| 4 | Detailed Design Report and Drawings approved | 19% |
| 5 | Draft Tender Document (Bid Specifications) approved | 24% |
| 6 | Tender Advertised | 29% |
| 7 | Tender Evaluation completed | 33% |
| 8 | Tender Adjudication completed | 38% |
| 9 | Appointment of Contractor | 43% |
| Construction Stage (Completed as per scope of works and monthly reports) | | |
| 10 | 1-10% complete | 48% |
| 11 | 11-20% complete | 52% |
| 12 | 21-30% complete | 57% |
| 13 | 31-40% complete | 62% |
| 14 | 41-50% complete | 67% |
| 15 | 51-60% complete | 71% |
| 16 | 61-70% complete | 76% |
| 17 | 71-80% complete | 81% |
| 18 | 81-90% complete | 86% |
| 19 | 91-99% complete | 90% |
| 20 | Practical Completion of the Works (Snag List) | 95% |
| 21 | Completion of the Works | 100% |
| 22 | Defects Liability Period (Retention) Stage | |
| 23 | Final Completion | |